

SCAFFOLDING LADDER.



LOAD CAPACITY
150 KG

MATERIAL
ALUMINUM

CLASS
EN131
COMMERCIAL
150kg



Features

Ideal for painting, decorative work, etc.

Very wide and strong board. People can walk freely on it.

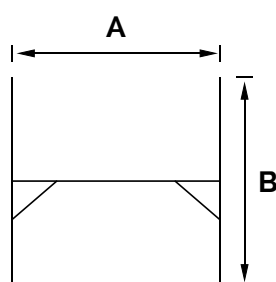
Can be used as different types, such as scaffolding type, A type, straight type, etc.

Takes little space when folded. Can be stored into the car boot.

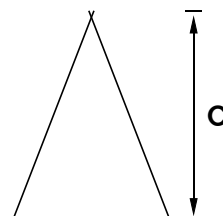
Light weight & portable.



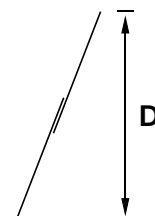
3 Form Type :



Scaffolding



Ladder



Extension Ladder

CODE	STEPS	A SIZE	B SIZE	C SIZE	D SIZE	N.W.
		(CM)				(KG)
LAD-SF206-XT	2 x 6	160	168	160	276	16.7



www.cke.co.id